

JUHLS


Hvordan finne riktig ringstørrelse?

Skriv ut denne størrelsesguiden. Legg en ring du har fra før, i ønsket størrelse, på arket. Finn den sirkelen som er nærmest riktig størrelse – innvendig mål.


bør man regne en størrelse større. Husk også at temperatur har mye å si. Er man varm vil fingrene svulle, gå derfor ut fra normal romtemperatur og hvordan du kjenner din egen temperatur.

Vi vil gjøre oppmerksom på at størrelsen på ringen avhenger av designet. Er ringen bred

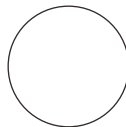
for å være sikker på at målene på arket er riktig sjekk at streken under er 50 mm lang.



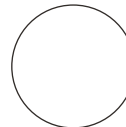
15,3–15,4
48



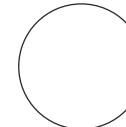
15,6–15,8
49




15,9–16,1
50




16,2–16,4
51




16,5–16,8
52




16,9–17,1
53




17,2–17,4
54




17,5–17,7
55




17,8–18,0
56




18,1–18,4
57




18,5–18,7
58




18,8–19,0
59




19,1–19,3
60




19,4–19,6
61




19,7–19,9
62




20,0–20,3
63



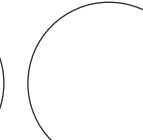
20,4–20,6
64



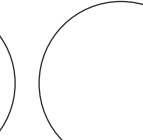
20,7–20,9
65



21,0–21,3
66



21,4–21,5
67



21,6–21,9
68

